

Mailbox Ordering Instructions

Balmoral (Village 1) and Chatsworth (Village 10)- Numbers

- Beautiful Mailbox Company – Numbers should be ordered by calling Beautiful Mailbox at 305-403-4820 and providing your address
 - 3" x 8" gold vinyl
 - Times New Roman font
 - 2 sets – to be placed on both sides of mailbox
- Minglewood Trading – <https://www.minglewoodtrading.com/eaglecreek3>
<http://www.amazon.com/dp/B08DVD1VYL>
 - 3" x 8" gold vinyl
 - Times New Roman font
 - 2 sets – to be placed on both sides of mailbox
- Do It Yourself Lettering – www.doityourselflettering.com
 - 3" x 8" gold vinyl
 - Times New Roman font
 - 2 sets – to be placed on both sides of mailbox

How to order

1. Go to the website www.doityourselflettering.com
2. Select Text & Size

 Capital Letter Height

Inches per letter

 Total Size (All Lines, Inches)


Height Width

Maintain Proportions

3. Pick a font – Times New Roman
4. Font Settings – select Bold/color Gold/Character spacing 95

 Font Name

Bold Italic

 Character Spacing

 Letter Color: Gold



[Enlarge Color Samples](#)

[Preview Preset Options](#)

5. Hit purchase button to review order
6. Complete order and check out.

Balmoral (Village 1) and Chatsworth (Village 10)- Mailboxes and parts

- Beautiful Mailbox Company – Mailboxes should be ordered by calling Beautiful Mailbox at 305-403-4820 and providing your address


Mailbox Ordering Instructions

Balmoral (Villages 2-5)- Numbers


- Beautiful Mailbox Company – Numbers should be ordered by calling Beautiful Mailbox at 305-403-4820 and providing your address
 - 3" x 8" gold vinyl
 - Helvetica font
 - 2 sets – to be placed on both sides of mailbox
- Minglewood Trading – <https://www.minglewoodtrading.com/eaglecreek2>
<http://www.amazon.com/dp/B08428H8QQ>
 - 3" x 8" gold vinyl
 - Helvetica font
 - 2 sets – to be placed on both sides of mailbox
- Do It Yourself Lettering – www.doityourselflettering.com
 - 3" x 8" gold vinyl
 - Helvetica font
 - 2 sets – to be placed on both sides of mailbox

How to order

1. Go to the website www.doityourselflettering.com
2. Select Text & Size

 Capital Letter Height


Inches per letter

 Total Size (All Lines, Inches)


Height Width


Maintain Proportions


3. Pick a font – Helvetica
4. Font Settings – select Bold/color Gold/Character spacing 95

 Font Name

Helvetica Bold Italic

 Character Spacing

 Letter Color: Gold



[Enlarge Color Samples](#)

5. Hit purchase button to review order
6. Complete order and check out.

Balmoral (Villages 2-5)- Mailboxes and parts

- Beautiful Mailbox Company – Mailboxes and parts should be ordered by calling Beautiful Mailbox at 305-403-4820 and providing your address

Mailbox Ordering Instructions

Windsor (Village 6), Curzon (Village 7) and Chatsworth (Villages 11 & 12)- Numbers

- Beautiful Mailbox Company – Numbers should be ordered by calling Beautiful Mailboxes at 305-403-4820 and providing your address
 - 2.5 x 4" gold vinyl
 - Helvetica font
 - 1 set – to be placed in front of mailbox
- Minglewood Trading -<https://www.minglewoodtrading.com/eaglecreek1>
<http://www.amazon.com/dp/B084X527ZJ>
 - 2.5" x 4" gold vinyl
 - Helvetica font
 - 1 set – to be placed in front of mailbox

Windsor (Village 6), Curzon (Village 7) and Chatsworth (Villages 11 & 12)- Mailboxes and parts

- Beautiful Mailbox Company – Numbers should be ordered by calling Beautiful Mailbox at 305-403-4820 and providing your address